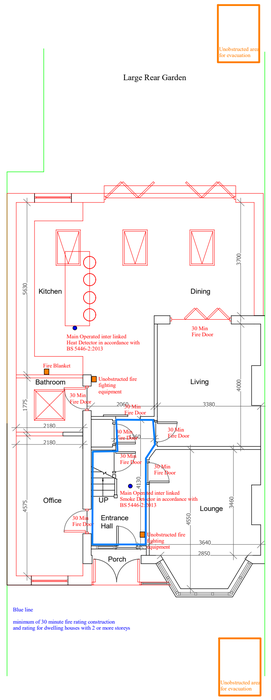

PROPOSED GROUND FLOOR PLAN

30 min pink fire line
plasterboard to underside of stairs

Key - Fire Regulations

30 min pink fire line
plasterboard to underside of stairs

All Doors to be FD 30 fire rated doors
at ground and first floor

Main Operated inter linked
Smoke Detector in accordance with
BS 5446-2:2013 - To all hallway

Main Operated inter linked
Heat Detector in accordance with
BS 5446-2:2013 - To kitchens and utility rooms

Fire blanket and fire extinguisher to
kitchen

Fire fighting foams, extinguisher in all
hallways

All Windows to have a minimum of
0.33m2 openable area to be a minimum height of
450mm and a minimum width of 450mm
with the bottom of the openable window
not more than 1100mm above finished floor level

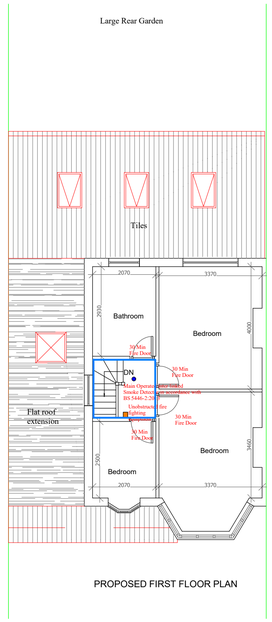

PROPOSED FIRST FLOOR PLAN

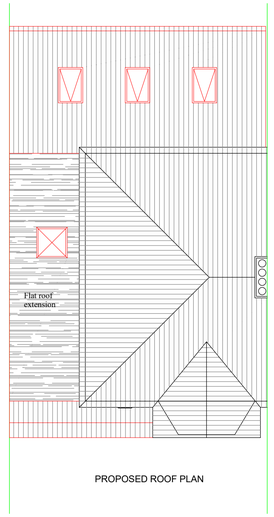

PROPOSED ROOF PLAN

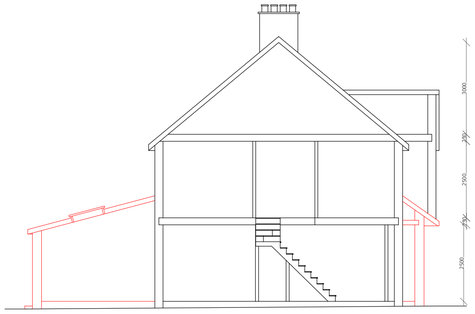

PROPOSED LEFT SIDE SECTION

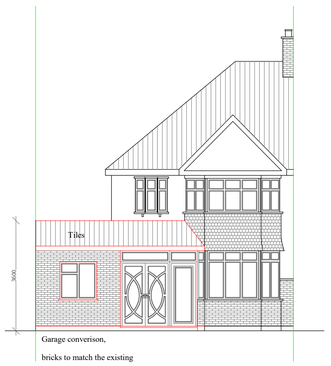

PROPOSED FRONT ELEVATION

PROPOSED REAR ELEVATION

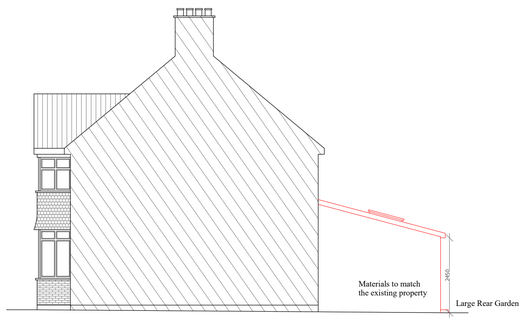

PROPOSED RIGHT SIDE ELEVATION

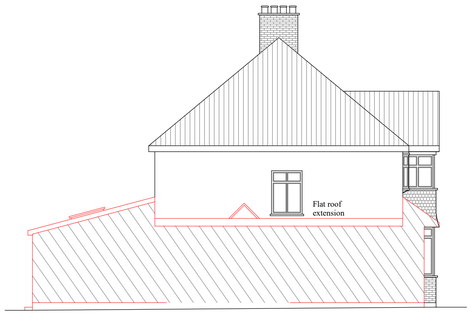

PROPOSED LEFT SIDE ELEVATION

Notes
1 All concrete to be 1:2:4 mix by volume
2 All dimensions are in millimeters
3 All materials used to be half hour fire resistance and used to manufacturers instructions
4 All new gullies to be roddable and back inlet type.
5 New walls bonded to existing using 'Furfix' or similar profiles.
6 The contractor to check all dimensions before commencement of works and inform the Client of any discrepancies.
7 All works to be carried out in accordance with Building regulations and British Standards, all in approval of the LA engineer.
8 All new glazing below 1000 from floor level to be toughened safety glass to BS6206.
9 All structural timber to be tannalised VERMIN
10 Any proposed works likely to be affected by landfill gas to have 0.25 ZEDCOR polymer thermoplastic with ZEDCOR DPM jointing system across the cavity at DPC level with cavity trays over, the floor slab to be vented using herringbone land drains out to air bricks.
11 All dimensions to be double checked on site
12 All steels to be measure on site with built dimensions
13 Steels to have 30 min fire protection
14 All drawings to be approved prior to Build works, any works carried out without approval is at own risk.
15 Any discrepencies to be discussed with our team prior to works, any changes made on site to be submitted to and approved by us in writing

Scale 1/100

0 1000 2000 3000 4000 5000 7500 10000 mm

Title / Description :

Proposed Plans - Fire plan

Project Address :

16 Tranmere Road
Twickenham
Richmond Upon Thames
TW2 7JB

Scale of Drawing

1/100 @ A1

Drawing No

16 004

Drawn By

Sunny Bahia

Date of Proj

Nov 24

AsB Architecture Ltd

PLANNING - ENGINEERING - MANAGEMENT

Asbarchitectureltd@gmail.com

Office / Mobile - 07960 417 920