



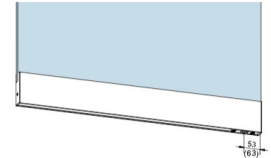


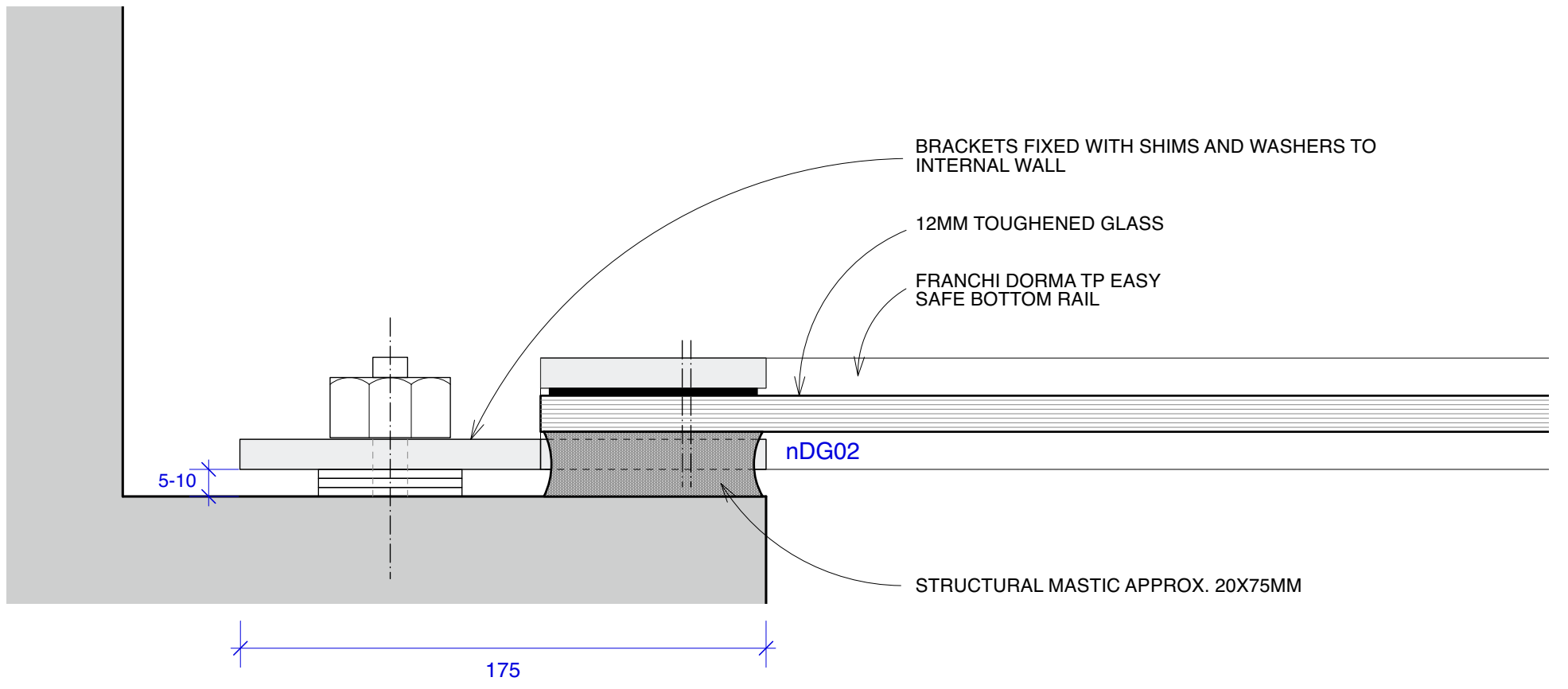


ELEVATION @ 1:20

PRODUCTS USED

- 
 TYPICAL SALVAGED BRONZE PULL HANDLES TO BE CONFIRMED
- 
 FRANCHI DORMA PT20 TOP PATCH FITTING - BRASS FINISH
- 
 FRANCHI DORMA PT40 OVERPANEL / SIDEPANEL PATCH FITTING - BRASS FINISH
- 
 FRANCHI DORMA STUDIO CLASSIC PATCH STRIKE LOCK MINI 10.512 - BRASS FINISH
- 
 FRANCHI DORMA TP EASY DOOR RAIL
- 
 DORMAKABA BTS 80 FLOOR SPINDLE
- 
 FRANCHI FLOOR LOCK - BRASS FINISH



PLAN DETAIL A @ 1:5

PROPOSED DOOR nDG02 INTERNAL ELEVATION AND DETAIL



Butler Hegarty Architects
 Unit 3.3, Islington Studios, 159-163 Marlborough Road, London, N19 4NF
 tel: 020 72638933 email: mail@butlerhegartyarchitects.co.uk

DO NOT SCALE

Rev B. Fittings noted to be brass Oct 24
 Rev A. nDG02 Door handle to match the selected handle chosen by Aug 24 client.

16 St. Peters Road
 Title: Proposed Door nDG02 Internal Elevation and Detail
 Drawing No: 0122823/Sk86B Scale 1:20, 1:5 @ A3