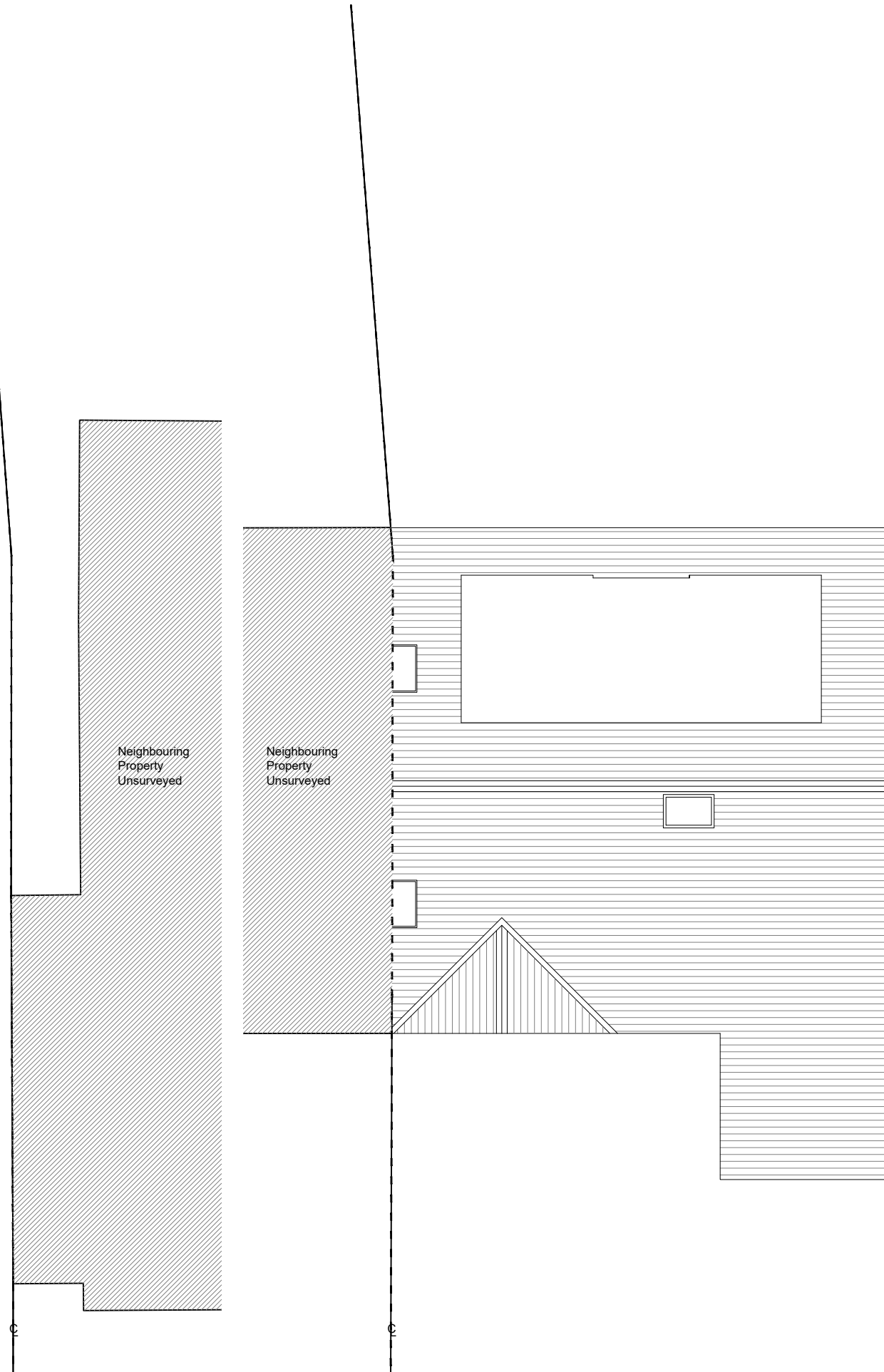



EXISTING LOFT FLOOR PLAN

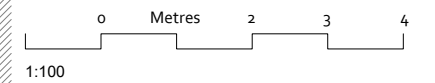


EXISTING ROOF PLAN



This drawing is for planning purposes only. All dimensions used must therefore be verified on site and contractors / sub-contractors who follow them do so at their own risk. This drawing is copyright of Architect and contents must not be disclosed to other parties without prior agreement.

Scale



1:100

Floor Plans

Existing



Location: 32 Park Road, Twickenham, TW1 2PX

C h o c k

T +44(0)77 987 03393 E cathaltravers@chock.net

Scale: 1/100 @A3 Date: 06/Dec/24 Drwg: 23008-LON-00-102-R1