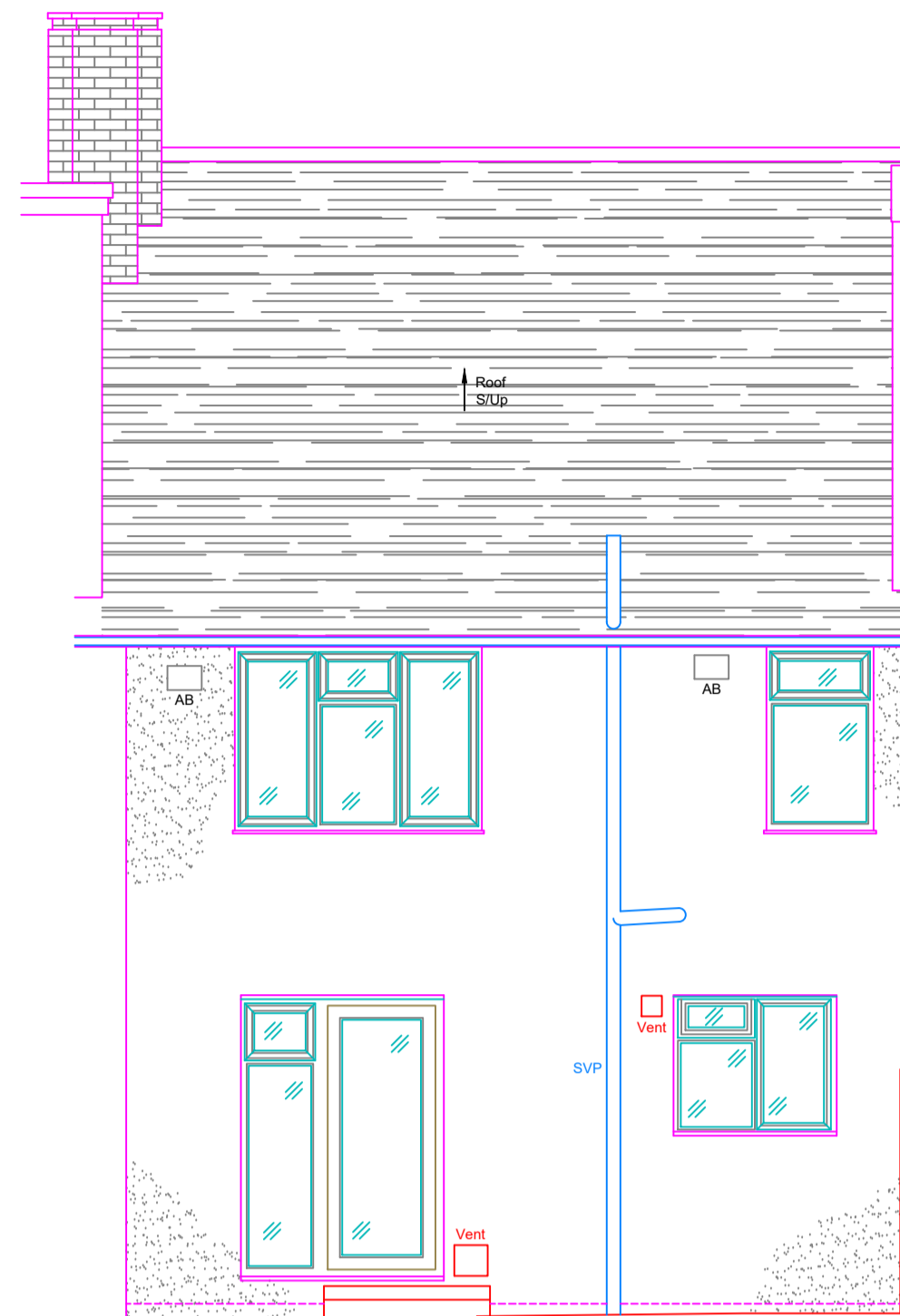


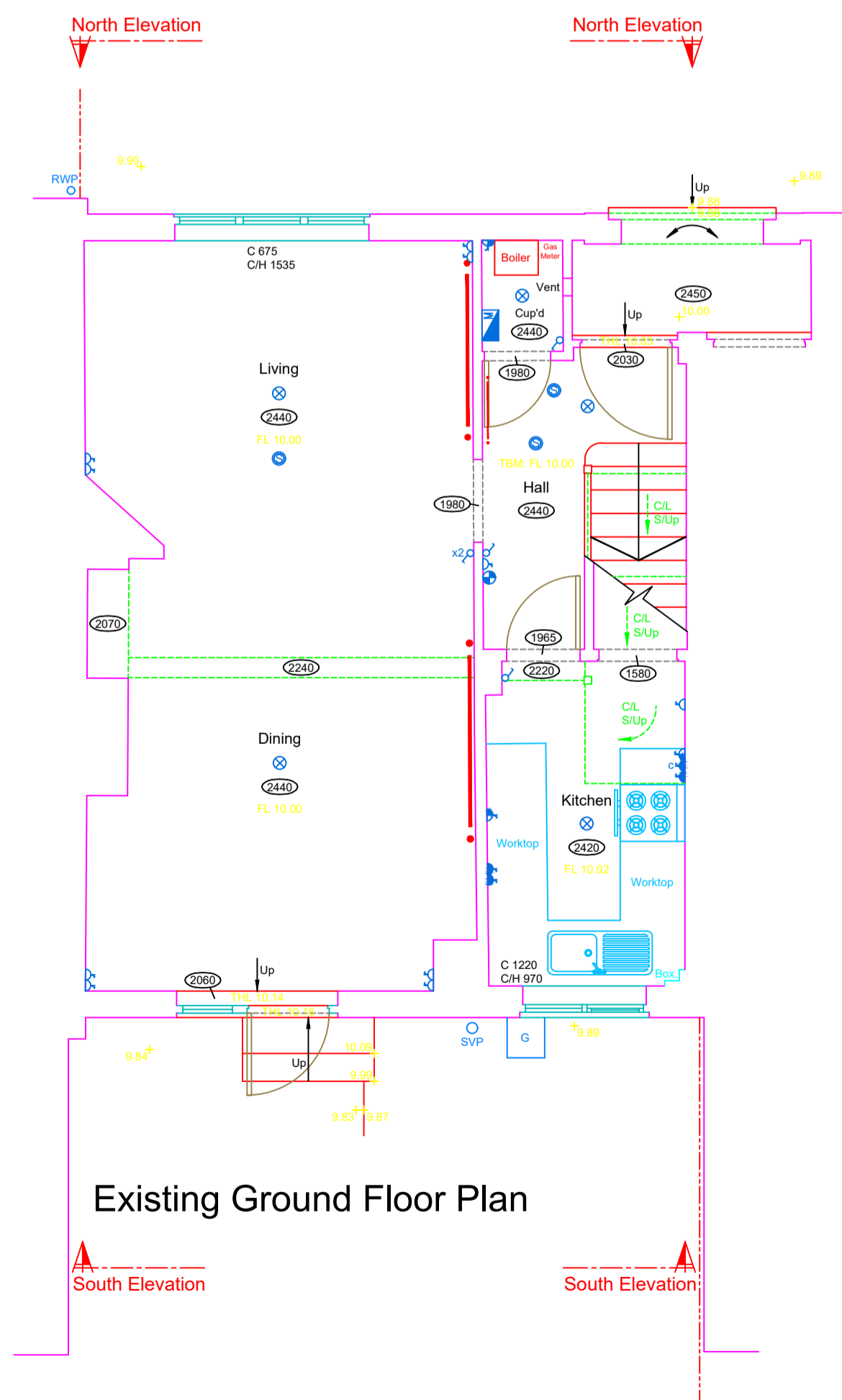
Existing North Elevation

Datum: 8.00m

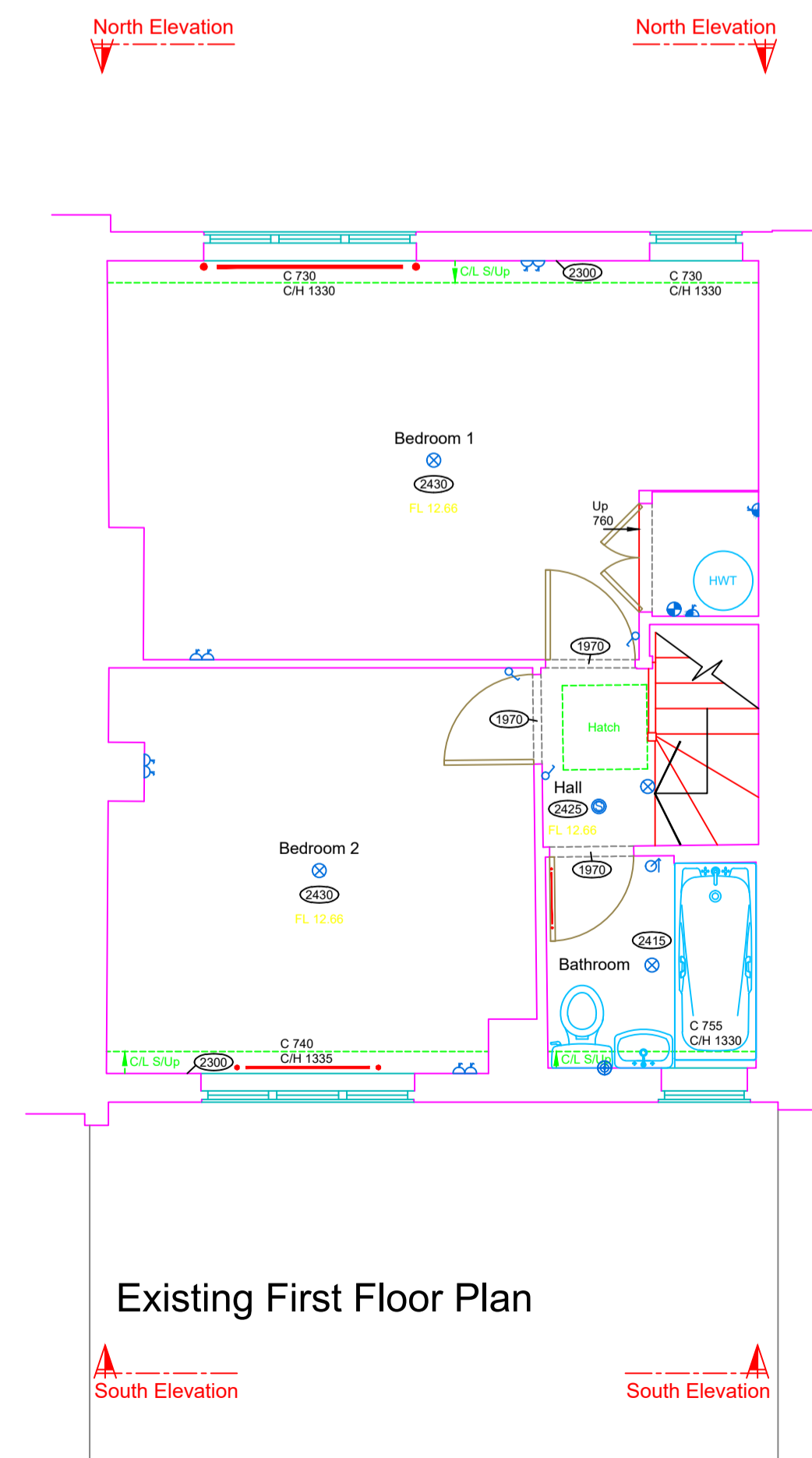


Existing South Elevation

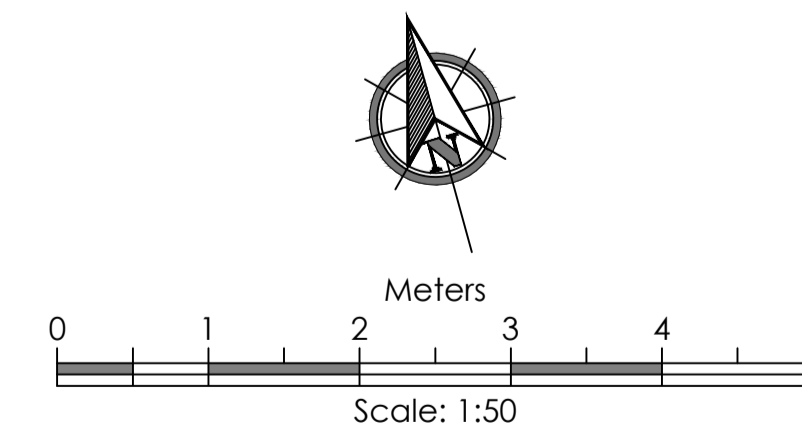
Datum: 8.00m



Existing Ground Floor Plan



Existing First Floor Plan



BUILDING SURVEY - LEGEND			
WINDOW DETAIL HEIGHTS	C	SUSPENDED CEILING	S/C
FLOOR TO CELL HEIGHT	CH	FALSE CEILING	F/C
CALL TO HEAD OF WINDOW	CH	CEILING	CS
CALL TO SPRING	CS	DOWNLIGHT	DL
UNDERSEISE	US	OVERHEAD	OH
FL-F/L	FL	FLOOR TO FLOOR HEIGHT	FL-F/L
FLOOR LEVEL	FL	FLOOR LEVEL	FL
FLOOR TO HEAD	H	THRESHOLD LEVEL	TL
BEAM LEVEL	BL	SOFFIT LEVEL	SFL
BEAM LEVEL	BL	BEAM LEVEL	BL
THRESHOLD LEVEL	TL	RODGE LEVEL	RL
SOFFIT LEVEL	SFL	FINISHED FLOOR LEVEL	FTEL
BEAM LEVEL	BL	SLOPE UP	SUP
RODGE LEVEL	RL	SOIL VENT PIPE	SVP
FINISHED FLOOR LEVEL	FTEL	UP ARROW	UP
SLOPE UP	SUP	FLOOR TO CEILING HEIGHT	FC
SOIL VENT PIPE	SVP		
UP ARROW	UP		
FLOOR TO CEILING HEIGHT	FC		

SERVICES - LEGEND			
⊗	LIGHT FITTING	▲	TELEPHONE POINT
⊙	PENDANT LIGHT FITTING	⊗	TV POINT
⊕	LANDLORDS SUPPLY	⊕	SINGLE SWITCHED SOCKET OUTLET
⊖	EMERGENCY LIGHTING	⊖	DOUBLE SWITCHED SOCKET OUTLET
⊗	STRIP LIGHT	⊗	WORKTOP HEIGHT SOCKET OUTLET
⊕	SPOT LIGHT	⊕	COOKER SWITCH
⊖	WALL LIGHT	⊖	DATA SOCKET
⊗	SHOWER UNIT	⊗	FUSED SOCKET
⊕	DOOR BELL	⊕	FIRE ALARM BELL
⊖	GAS METER	⊖	BREAK GLASS CALL POINT
⊗	ELECTRICITY METER	⊗	EXTRACTOR FAN
⊕	CONSUMER UNIT	⊕	THERMISTAT
⊖	SECURITY ALARM SENSOR	⊖	RADIATOR
⊗	HOT WATER TANK	⊗	HEAT DETECTOR
⊕	BOILER	⊕	SMOKE DETECTOR
		⊖	LIGHT SWITCH
		⊗	MULTIPLE GANG LIGHT SWITCH
		⊕	MULTIPLE GANG DIMMER SWITCH
		⊖	FULL CORD LIGHT SWITCH

Notes:
All Levels are related to TBM Value: 10.00m
Situated on Floor level of entrance hall as shown on Ground Floor Plan.

North Point is indicative only.

M&E has been visually observed and indicated where possible, positions are approximate only.

All dimensions to be verified on site prior to construction. No dimensions to be scaled from this drawing.

PLANNING ISSUE

Rev.	Date

Do not scale from this drawing. Dimensions to be verified on site by contractor prior to commencement of work.
This drawing is the copyright of the practice and may not be reproduced in part or in whole without the prior written consent of the practice.
© 2021 Faithorn Farrell Timms LLP



Faithorn Farrell Timms
10 Hunns Mere Way
Woodingdean Business Park
Brighton
BN2 6AH
T 01273 305027

Client: RHP

Project: 23 Barnes Avenue London

Drawing Title: Existing Floor Plans & Elevations

Date: Feb 2024 Scale: 1:50 @ A1

Drawn By: CP Checked By: IR

Project No.: PR-10267 Drawing No.: 105 Rev.: