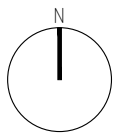



KEY:

 APPLICATION BOUNDARY  
179.12 sqm



PROJECT  
20 CHUDLEIGH ROAD  
TWICKENHAM  
TW2 7QR  
TITLE  
EXISTING SITE BLOCK PLAN

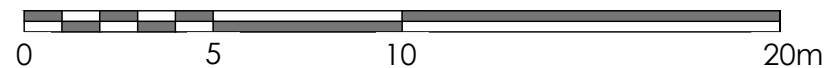
STATUS  
PLANNING  
SCALE DATE DRAWN  
1:200 06.12.24 KR  
JOB/DRG NO. REV  
241102/P02 -

 **KOSMA RYBAK**  
KOSMA RYBAK LTD. 124 CITY ROAD EC1V 2NX LONDON  
WWW.KOSMARYBAK.COM MAIL@KOSMARYBAK.COM T.0779700256  
THIS DRAWING IS © COPYRIGHT OF KOSMA RYBAK LTD.  
APPLICATION PURPOSES ONLY. DO NOT SCALE FOR ANY OTHER PURPOSE. USE FIGURED DIMENSIONS ONLY. SUBJECT TO SITE SURVEY AND ALL NECESSARY CONSENTS. ALL DIMENSIONS TO BE CHECKED BY USER AND ANY DISCREPANCIES, ERRORS OR OMISSIONS TO BE REPORTED TO THE ARCHITECT BEFORE WORK COMMENCES. THIS DRAWING IS TO BE READ IN CONJUNCTION WITH ALL OTHER RELEVANT MATERIALS.

RUSSELL RO.

CHUDLEIGH ROAD

Scale 1:200



A3

