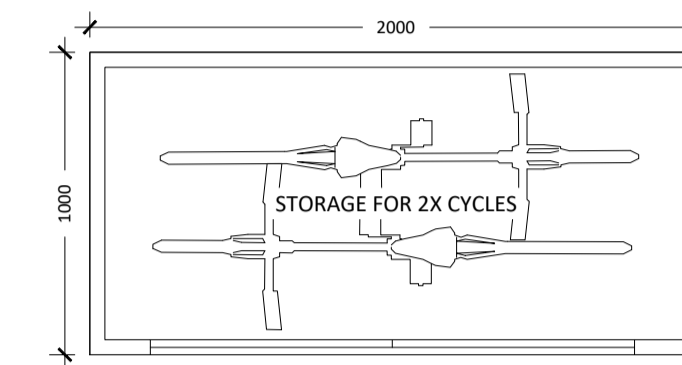


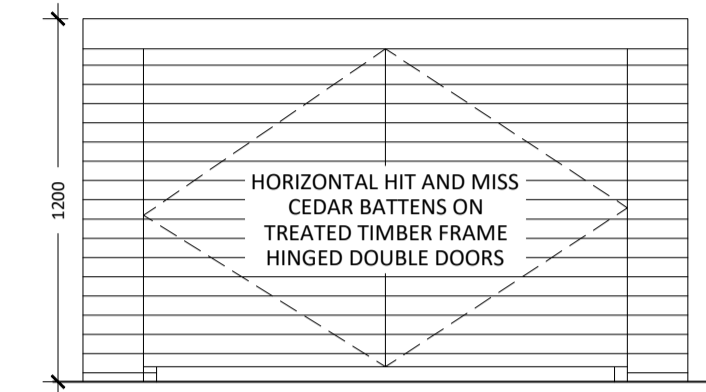


Site Plan
Scale 1:75

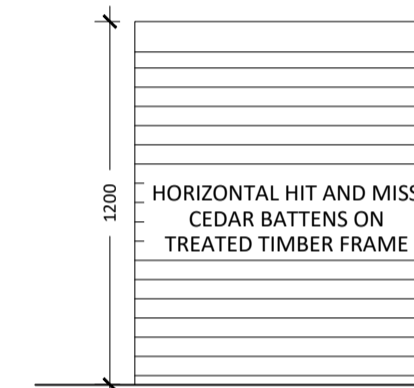
No 23



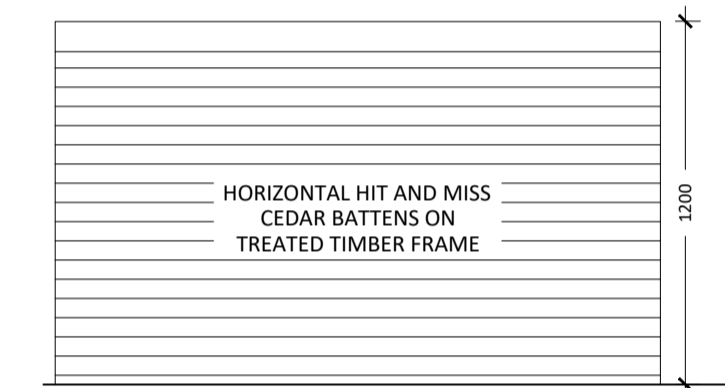
Cycle Store Plan
Scale 1:25



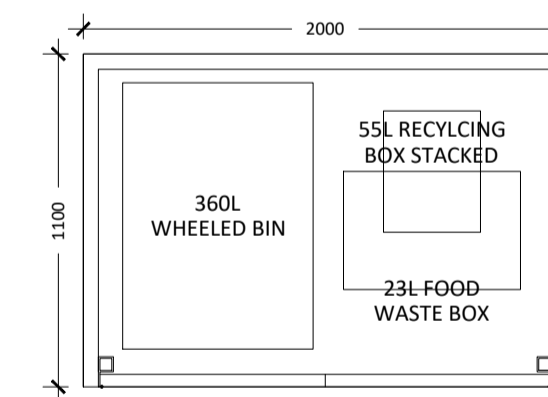
Cycle Store Front Elevation
Scale 1:25



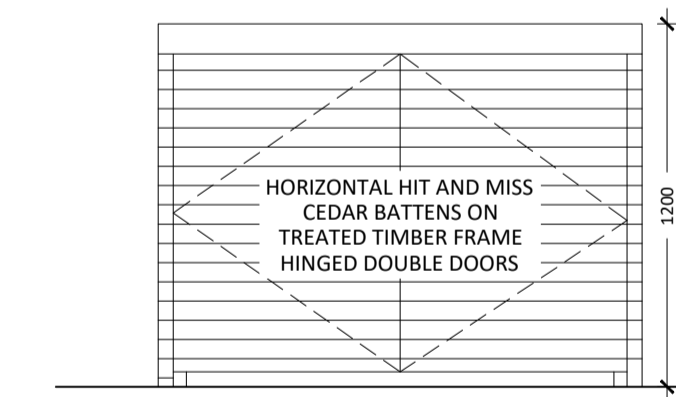
Cycle Store Side Elevation
Scale 1:25



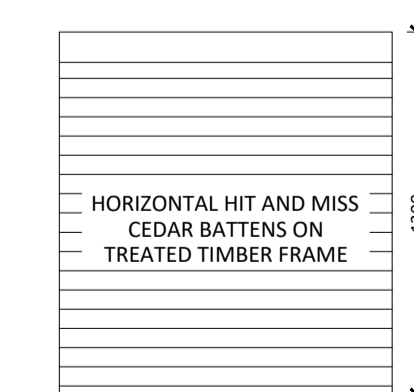
Cycle Store Rear Elevation
Scale 1:25



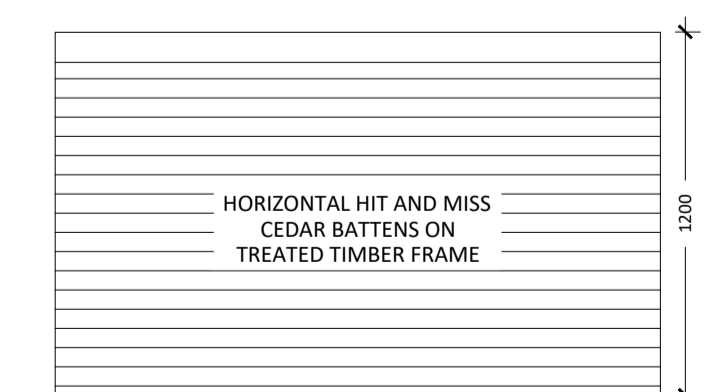
Refuse Store Plan
Scale 1:25



Refuse Store Front Elevation
Scale 1:25



Refuse Store Side Elevation
Scale 1:25



Refuse Store Rear Elevation
Scale 1:25

Key/Keyplan:

Scale bars:

Scale Bar 1:200
Scale Bar 1:100
Scale Bar 1:50
Scale Bar 1:25

Notes:
Do Not Scale for Construction purposes. May be scaled for Planning purposes. This drawing should be read in conjunction with all relevant project information including specialist sub-contractor design and specification. Contractor to check all dimensions prior to fabrication and commencement of works. All works to be in accordance with the contract documentation and comply with all relevant legal standards. All workmanship to be in accordance with BS 8000 and Building Regulations Approved Document 7. Report any discrepancy to the Architect. If in doubt, ask. This drawing is the copyright of KHD Architecture Ltd.

Revisions:

Rev	Suit	Date	Description	Author	Checked

PLANNING

Project Name: 2a Courtlands Avenue Hampton TW12 3NT
Project Number: 2A.CA
Drawing Name: Details of External Refuse & Cycle Stores
Drawing Number: PL-05
Date: Dec 2024
Scale: as noted @ A1
Client: BR Property Development One Ltd

KHD.
ARCHITECTURE

234 Green Lane, London, SE9 3TL
+44 (0)208 064 22 50
info@khdarchitecture.com