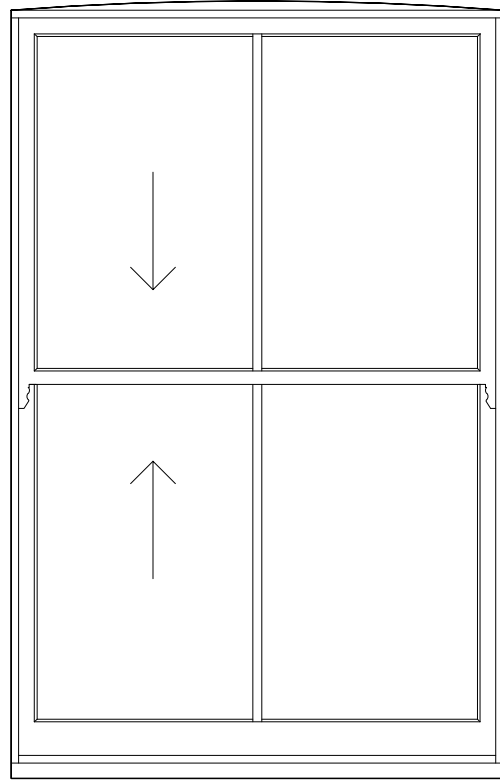
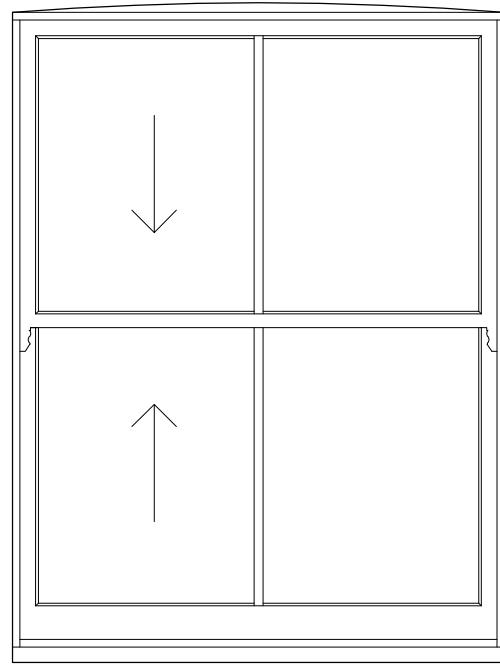


# REAR AND SIDE ELEVATIONS WINDOWS



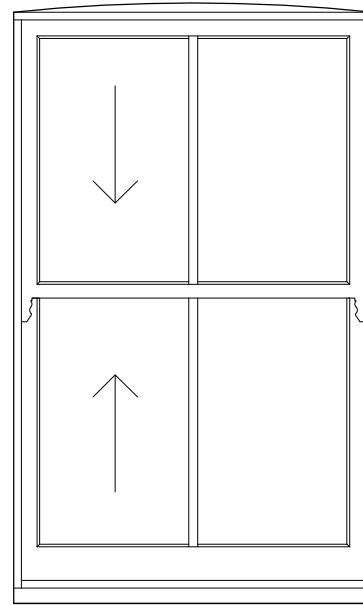
**UPPER GROUND FLOOR  
LIVING ROOM 2**

REPLACED - 1No  
 TYPE - SLIDING SASH WINDOW  
 FRAME - WHITE PAINTED TIMBER  
 GLAZING - DOUBLE GLAZED  
 GLAZING BARS- 24MM  
 CILL - WHITE PAINTED TIMBER  
 TRICKLE VENT - CONCEALED



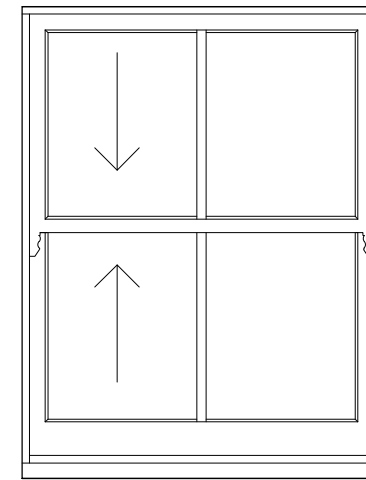
**FIRST FLOOR - BEDROOM 2  
SECOND FLOOR - BEDROOM 5  
& HALF LANDING**

REPLACED - 3Nos  
 TYPE - SLIDING SASH WINDOW  
 FRAME - WHITE PAINTED TIMBER  
 GLAZING - DOUBLE GLAZED  
 GLAZING BARS- 24MM  
 CILL - WHITE PAINTED TIMBER  
 TRICKLE VENT - CONCEALED



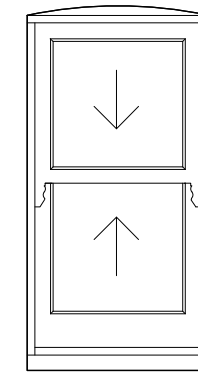
**FIRST FLOOR - BEDROOM 3**

REPLACED - 1No  
 TYPE - SLIDING SASH WINDOW  
 FRAME - WHITE PAINTED TIMBER  
 GLAZING - DOUBLE GLAZED  
 GLAZING BARS- 24MM  
 CILL - WHITE PAINTED TIMBER  
 TRICKLE VENT - CONCEALED



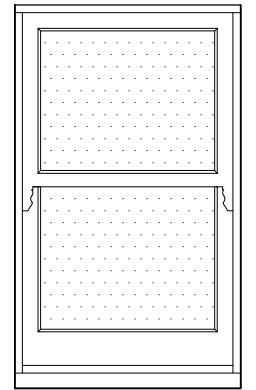
**LOWER GROUND FLOOR - KITCHEN  
AND UTILITY  
FIRST FLOOR - STUDY**

REPLACED - 2Nos  
 NEW - 1No  
 TYPE - SLIDING SASH WINDOW  
 FRAME - WHITE PAINTED TIMBER  
 GLAZING - DOUBLE GLAZED  
 GLAZING BARS- 24MM  
 CILL - WHITE PAINTED TIMBER  
 TRICKLE VENT - CONCEALED



**FIRST FLOOR  
BEDROOM 3**

REPLACED - 1No  
 TYPE - SLIDING SASH WINDOW  
 FRAME - WHITE PAINTED TIMBER  
 GLAZING - DOUBLE GLAZED  
 CILL - WHITE PAINTED TIMBER  
 TRICKLE VENT - CONCEALED



**FIRST FLOOR  
EN-SUITE**

NEW - 1No  
 TYPE - FIXED SASH WINDOW  
 FRAME - WHITE PAINTED TIMBER  
 GLAZING - DOUBLE GLAZED  
 WITH OPAQUE GLAZING  
 CILL - WHITE PAINTED TIMBER

REV	DATE	DESCRIPTION



PROJECT  
 PROPOSED CONVERSION FROM FLATS TO SINGLE HOUSE,  
 SINGLE STOREY REAR EXTENSION, WINDOW REPLACEMENT  
 AND SUNDRY ALTERATIONS  
 319 & 319A RICHMOND ROAD  
 TW1 2PB TWICKENHAM  
 DRAWING TITLE  
 PROPOSED WINDOW ELEVATIONS  
 SHEET 02

DRAWING No (PL)09  
 SCALE 1:20@A3  
 DATE NOV'24

## NOTES

THIS DRAWING IS THE COPYRIGHT OF THE ARCHITECT

