




LOCATIONS OF MOVEMENT JOINTS AND MASONRY SUPPORT ANGLES TO BE CONFIRMED BY STRUCTURAL ENGINEER

EXTRACT AIR TERMINAL LOCATIONS TBC

Notes:
Do not scale. All dimensions are in millimetres unless otherwise stated. This drawing should be read in conjunction with all relevant project information and contract documentation. All dimensions to be checked prior to fabrication and/or commencement of works. All works to comply with all relevant legal standards, building regulations and warranty provider requirements. Report any discrepancies, if in doubt ask.

Rev	Status	Date	Description	Rev	Chkd
001	A4	24.07.24	Construction Issue	DL	
002	A4	04.12.24	Rustication terminated at door head following LSQ's instruction. Rainwater outlet for each terrace indicated. MJ relocated following LSQ brickwork package review. Rain water hopper height updated following LSQ roof details comments. Updated rustication following blockwork coursing workshop with LSQ.	DL	DL

MASONRY		
<p>Elgin Blend with Natural Mortar</p>  <p>M1 - Stretcher Bond M1.1 - Solider Course M1.2 - Alternate 15mm Recessed Coursing M1.3 - Corbelled Detailing</p> <p>A1 - Airbrick RAL TBC</p>	<p>Woodstock Blend with Natural Mortar</p>  <p>M2 - Stretcher Bond M2.1 - Solider Course M2.2 - Alternate 15mm Recessed Coursing M2.3 - Corbelled Detailing</p> <p>A2 - Airbrick RAL TBC</p>	<p>Karma White with White Mortar</p>  <p>M3 - Stretcher Bond M3.1 - Solider Course M3.2 - Corbelled Detailing</p> <p>A3 - Airbrick RAL TBC</p>

DOORS AND WINDOWS
<p>D1 - Communal Entrance Door. Colour Gold. RAL 1036</p> <p>D2 - Communal Entrance Door. Colour Dark Grey. RAL 7016</p> <p>D3 - Louvred Service Door. Colour Gold. RAL 1036</p> <p>D4 - Louvred Service Door. Colour Dark Grey. RAL 7016</p> <p>D5 - Flat Entrance Composite Door. Brown colour</p> <p>D6 - Roof Access Door. Colour Gold RAL. 1036</p> <p>D7 - Roof Access Door. Colour Dark Grey. RAL 7016</p> <p>D8 - House Entrance Door. Colour Dark Grey. RAL 7016</p> <p>W1 - Metal framed windows. Colour Gold. RAL 1036</p> <p>W2 - Metal framed windows. Colour Dark Grey. RAL 7016</p> <p>W3 - Bay window. Colour Dark Grey. RAL RAL 7016</p>

BALCONIES AND CANOPIES
<p>B1 - Balcony Railing Balustrading. Colour Gold. RAL 1036</p> <p>B2 - Balcony Railing Balustrading. Colour Dark Grey. RAL 7016</p> <p>B3 - Balcony Metal Panel Balustrading. Colour Gold. RAL 1036</p> <p>B4 - Juliette Balcony. Glass Balustrading</p> <p>B5 - Balcony Privacy Screen. Colour Gold. RAL 1036</p> <p>B6 - Balcony Privacy Screen. Colour Dark Grey. RAL 7016</p> <p>C1 - Entrance Canopy. Colour Gold. RAL 1036</p> <p>C2 - Entrance Canopy. Colour Dark Grey. RAL 7016</p>

ROOFING
<p>R1 - Slate Tile. Colour Dark Grey</p> <p>R2 - Aluminium Coping. Colour Gold. RAL 1036</p> <p>R3 - Aluminium Coping. Colour Dark Grey. RAL 7016</p>

OTHER
<p>L1 - Lettering TBC</p> <p>RW1 - Rainwater pipe/guttering. Colour Gold. RAL 1036</p> <p>RW2 - Rainwater pipe/guttering. Colour Dark Grey. RAL 7016</p> <p>S1 - Precast reconstituted stone. REF96/LE.</p> <p>P1 - Rooftop Louvred Plant Enclosure</p>

ANNOTATION LEGEND
<p>--- Masonry Support. Locations as per S.E. drawings</p> <p>--- Movement Joint. Locations TBC by S.E.</p> <p>--- Line of Damp Proof Course (DPC)</p> <p>N.B. Refer to Clarion ER's for building signage</p> <p>█ Extract air terminal as per MEP detail</p>

REFERENCES
<p>REFER TO BPTW GENERAL ARRANGEMENT SERIES:</p> <p>1000 SERIES - General Arrangement Plans</p> <p>2000 SERIES - Elevations</p> <p>2300 SERIES - Height Rods</p> <p>REFER TO BPTW DETAIL SERIES:</p> <p>3000 SERIES - External Wall Details</p> <p>3700 SERIES - Balcony Details</p> <p>REFER TO BPTW SCHEDULE SERIES:</p> <p>0200 SERIES - Window Schedules</p> <p>0500 SERIES - External Door Schedules</p>

Client Name: **London Square**

Project Name: **Richmond College**

Drawing Name: **Terrace 1 - Elevations**

Drawing Number: **DL0300-BPW-T01-TZ-DR-A-21100**

Project No: **23-057** | RIBA Stage: **4** | Drawn By: **LB** | Scale: **1:100 @ A1**

CONSTRUCTION

40 Norman Road, Greenwich, London SE10 9GX
t 020 8293 5175
bptw.co.uk

