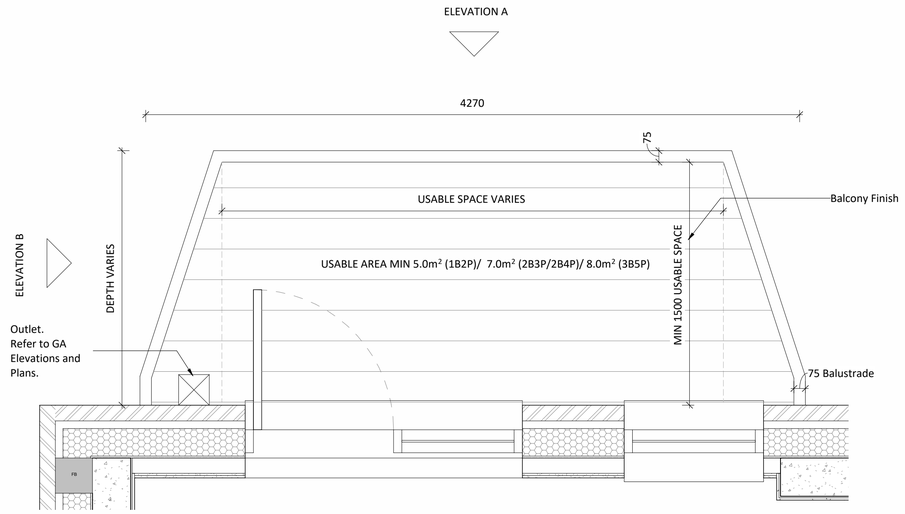


## Balcony Plan
1 : 20

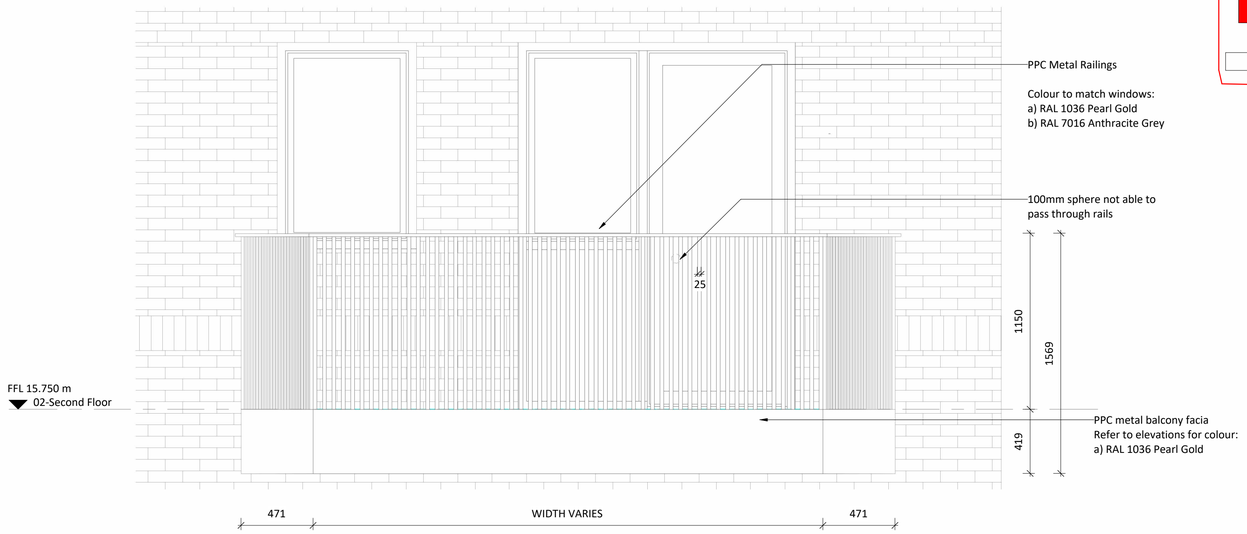


## Elevation A
1 : 20

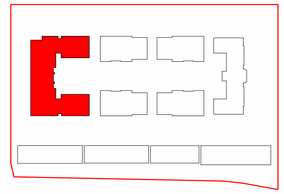

**BLOCK PLAN**

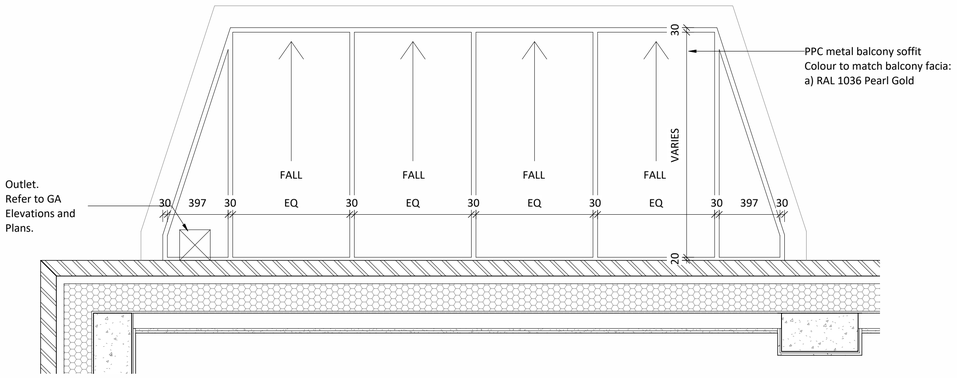


## Reflected Balcony Soffit Plan
1 : 20

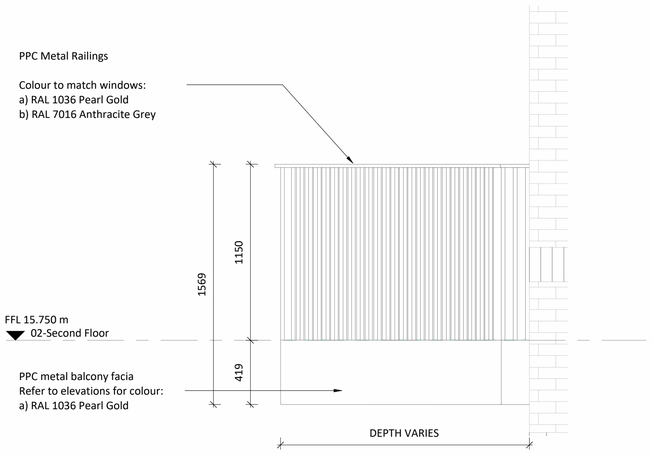


## Elevation B
1 : 20

Balcony Types

| Balcony Type | Plot Number | Min. Usable Area (msq) | Width (mm) | Depth (mm) |
|---|---|---|---|---|
| Balcony A | B05-02-04, B05-02-12, B05-03-04, B05-03-12, B05-04-08 | 5.3 msq. | 3329mm (4270 incl. chamfers) | 1625mm |
| Balcony B | B05-02-02, B05-02-03, B05-02-13, B05-02-14, B05-03-02, B05-03-03, B05-03-13, B05-03-14, B05-04-09, B05-04-10 | 7.0 msq. | 4448mm (5390 incl. chamfers) | 1625mm |
| Balcony C | B05-02-01, B05-02-15, B05-03-01, B05-03-15, B05-04-11 | 8.1 msq. | 5128mm (6070 incl. chamfers) | 1625mm |
| Balcony D | B05-02-05, B05-02-06, B05-02-10, B05-02-11, B05-03-05, B05-03-06, B05-03-10, B05-03-11, B05-04-01, B05-04-02, B05-04-06, B05-04-07, | 10.2 msq. | 6478mm (7420 incl. chamfers) | 1625mm |

All fixings and support to S.E design and detail

Please refer to 5800 series for the balcony strategy

Notes:
Do not scale. All dimensions are in millimetres unless otherwise stated. This drawing should be read in conjunction with all relevant project information and contract documentation. All dimensions to be checked prior to fabrication and or commencement of works. All works to comply with all relevant legal standards, building regulations and warranty provider requirements. Report any discrepancies, if in doubt ask.

Revisions:

| Rev | Status | Date | Description | Drn | Chkd |
|---|---|---|---|---|---|
| C01 | A4 | 14.08.24 | CONSTRUCTION ISSUE | LB | RC |

Client Name: London Square

Project Name: Richmond College

Drawing Name: RC Frame (NZC) - Balcony Types A, B, C & D

Drawing Number: DL0300-BPW-ZZZ-ZZ-DR-A-37030 | Rev: C01 | Status: A4

Project No: 23-057 | RIBA Stage: 4 | Drawn By: FA | Scale: 1:20 @ A1

CONSTRUCTION

40 Norman Road,
Greenwich, London
SE10 9QX

t. 020 8293 5175
bptw.co.uk

1:20m
0 1 2