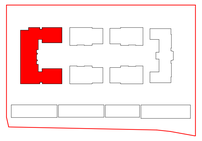

BLOCK PLAN

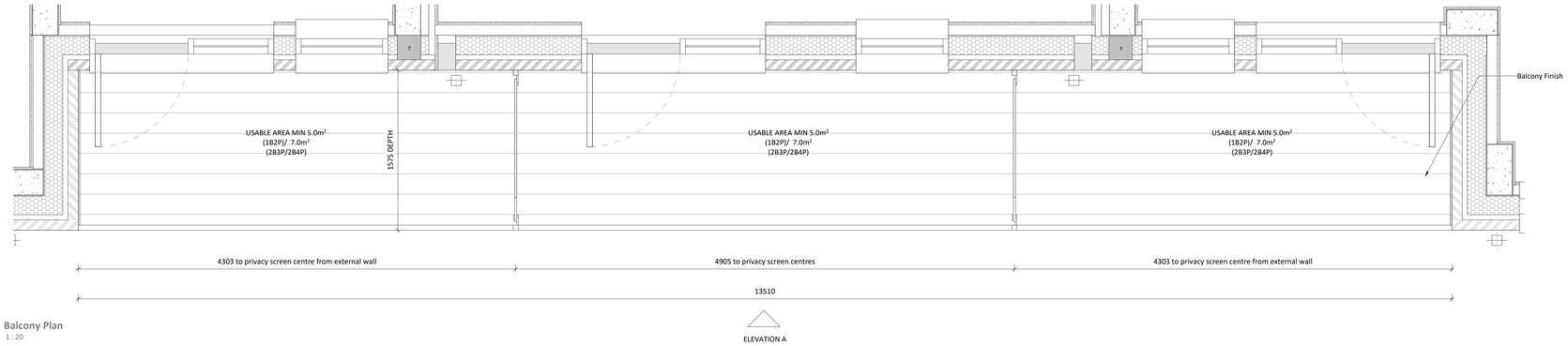

Balcony Plan
1 : 20

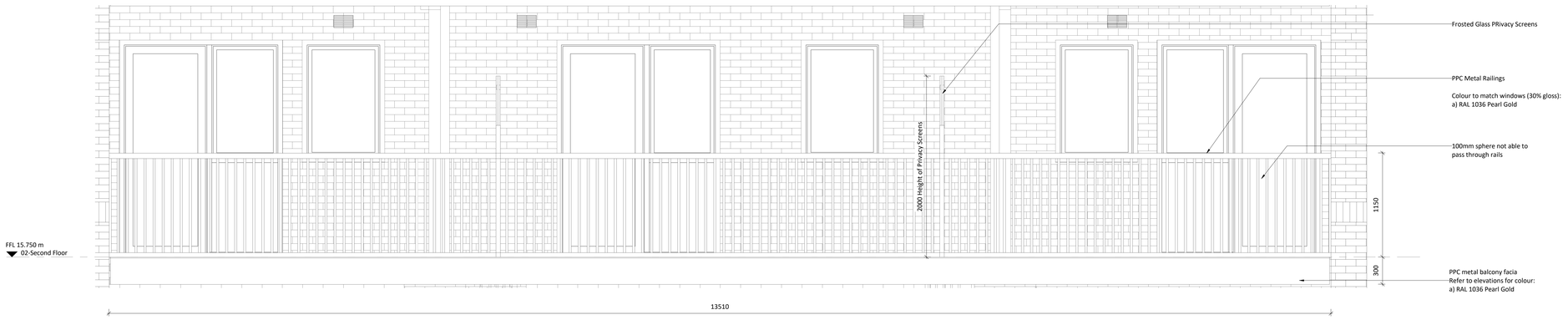

Elevation A
1 : 20

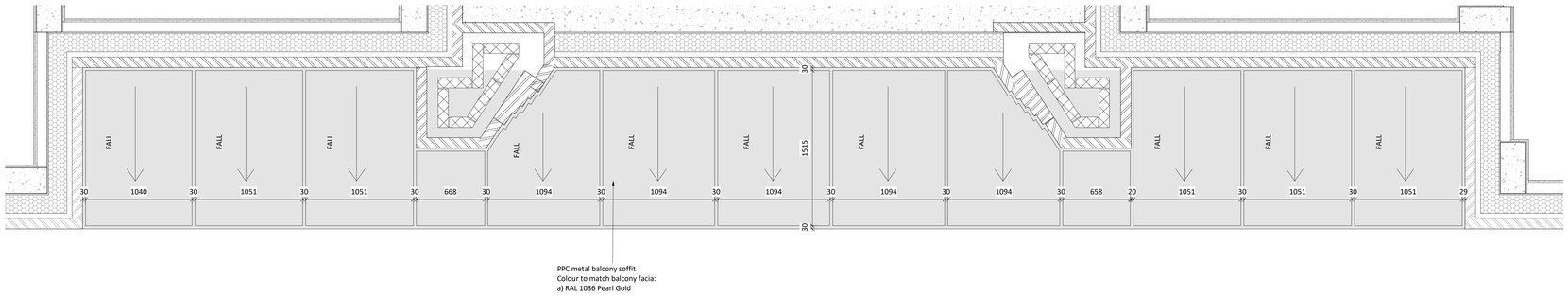

Reflected Balcony Soffit Second Floor Plan
1 : 20

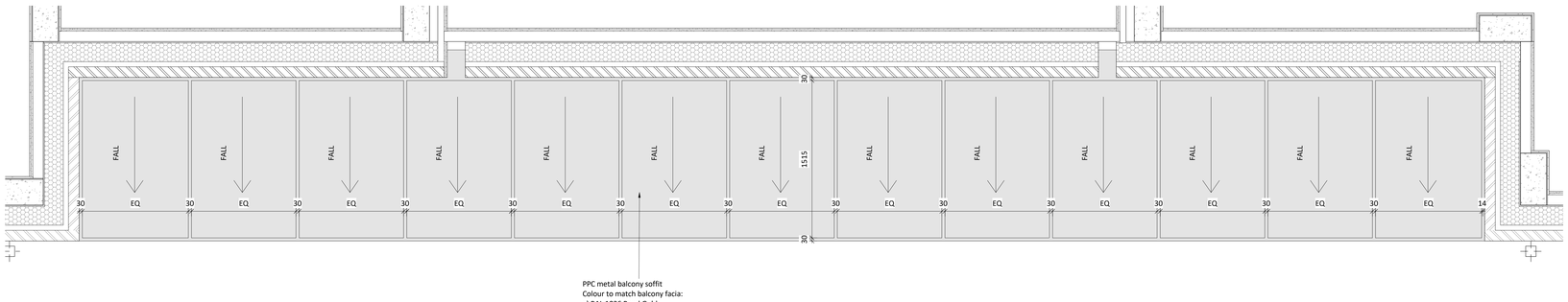

Reflected Balcony Soffit Third & Fourth Floor Plan
1 : 20

1:20m
0 1 2

Balcony Types

Balcony Type	Plot Number	Min. Usable Area (msq)	Width (mm)	Depth (mm)
Balcony E	Joint (B05-02-07 B05-02-08 B05-02-09) Joint (B05-03-07 B05-03-08 B05-03-09) Joint (B05-04-03 B05-04-04 B05-04-05)	20.6 msq.	13510mm	1575mm

All fixings and support to S.E design and detail

Please refer to S800 series for the balcony strategy

Notes:
Do not scale. All dimensions are in millimetres unless otherwise stated. This drawing should be read in conjunction with all relevant project information and contract documentation. All dimensions to be checked prior to fabrication and or commencement of works. All works to comply with all relevant legal standards, building regulations and warranty provider requirements. Report any discrepancies, if in doubt ask.

Revisions:

Rev	Status	Date	Description	Drn	Chkd
C01	A4	14.08.24	CONSTRUCTION ISSUE	LB	RC

Client Name: London Square

Project Name: Richmond College

Drawing Name: RC Frame (NZC) - Balcony Type E

Drawing Number:	Rev:	Status:
DL0300-BPW-ZZZ-ZZ-DR-A-37050	C01	A4

Project No:	RIBA Stage:	Drawn By:	Scale:
23-057	04	FA	1:20 @ A0

CONSTRUCTION

40 Norman Road,
Greenwich, London
SE10 9QX

t. 020 8293 5175
bpw.co.uk