IF IN DOUBT ASK

This drawing is copyright.
Contractors must check all dimensions on site.
Only stated dimensions to be followed, DO NOT SCALE. If indoubt ask!
All discrepancies to be reported to Engineer immediately.
Drawings marked 'Preliminary' must NOT be used for construction purposes.

NOTES:
UNLESS SPECIFIED OTHERWISE ON THE DRAWING:
- ALL WELDS TO BE 6mm FW AS PER CODED WELDING PROCEDURE
- ALL HOLLOW SECTION TO BE S355
- ALL BEAMS & CHANNELS TO BE S355
- ALL OTHER SECTIONS TO BE S275

3RD ANGLE PROJECTION

TOLERANCES
UNLESS OTHERWISE STATED

LINEAR UP TO 30	OVER 30 UP TO 120	OVER 120 UP TO 315	OVER 315 UP TO 1000	OVER 1000
0.5	0.8	1.2	2	3

SQUARENESS+/- 0.3°OR+/- 4MM ON DIAGONALS

ANDREW HICKS
ENGINEERING LTD

5a Beechlea Industrial Estate
Winkleigh
Devon
EX19 8DH
Tel: 01837 682800
Fax: 01837 682807



DETAIL D
C SCROLL DETAIL
SCALE 1 : 4

DETAIL G
SCALE 1 : 2

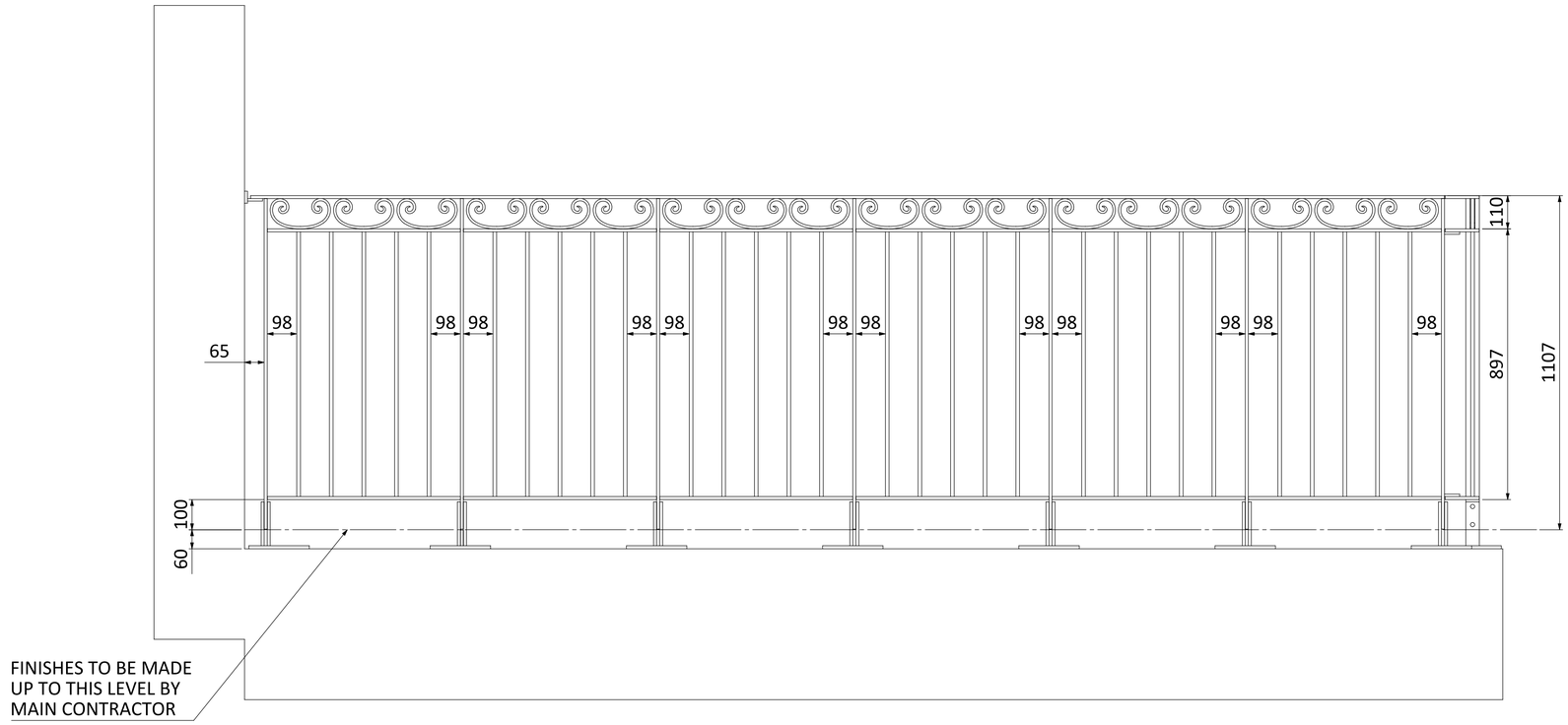

SECTION B-B
SCALE 1 : 10

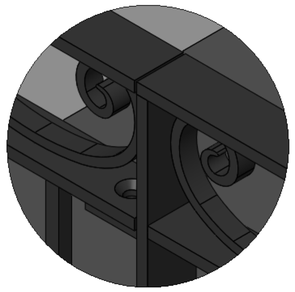

DETAIL H
SCALE 1 : 2

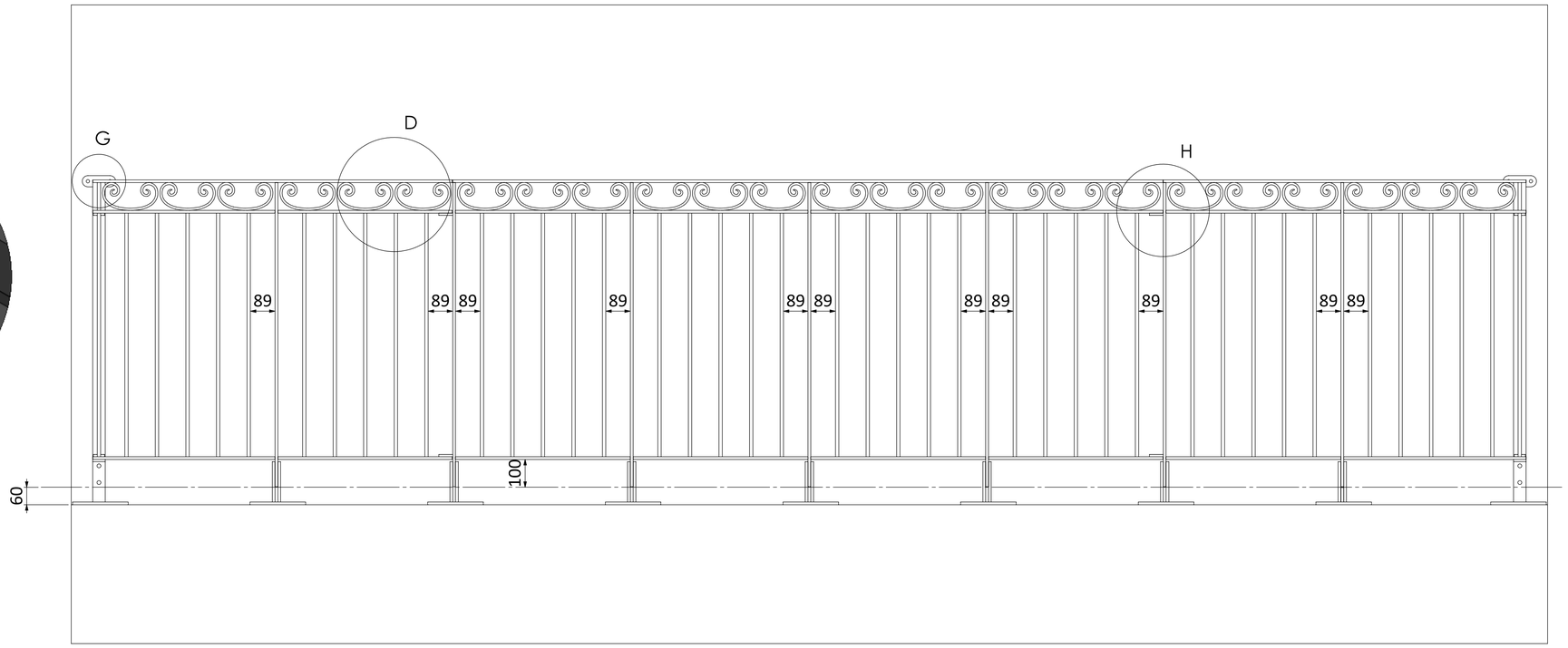

SECTION A-A
SCALE 1 : 10

CLIENT
PACE PROJECTS

PROJECT
11ST JOHNS GROVE TW92SP

DRAWING TITLE
RAILINGS

MATERIAL
MILD STEEL

FINISH:
GALV & POWDER COATED MATT BLACK

REVISIONS

REV.	DESCRIPTION	DATE
A	UPDATED DETAILS AS PER ENGINEERS COMMENTS	6/1/25
B	UPDATED DETAILS AS PER ARCHITECTS COMMENTS	13/1/25
C	JOIST POSITIONS ADDED	13/1/25

DRAWN	KP	**DETAILED**	
DATE	11/12/24	**SCALE**	- @A1

DRG No : 25955 - 4

BY SIGNING BELOW YOU ARE CONFIRMING THAT ALL ASPECTS OF THE LAYOUT DRAWINGS ARE CORRECT INCLUDING DIMENSIONS & STEEL SECTIONS SHOWN - ANY ADDITIONAL WORK INCURRED BY INCORRECT DETAILS SIGNED OFF MAY BE CHARGABLE

EXECUTION LEVEL

REVISION C

WEIGHT(kg) -