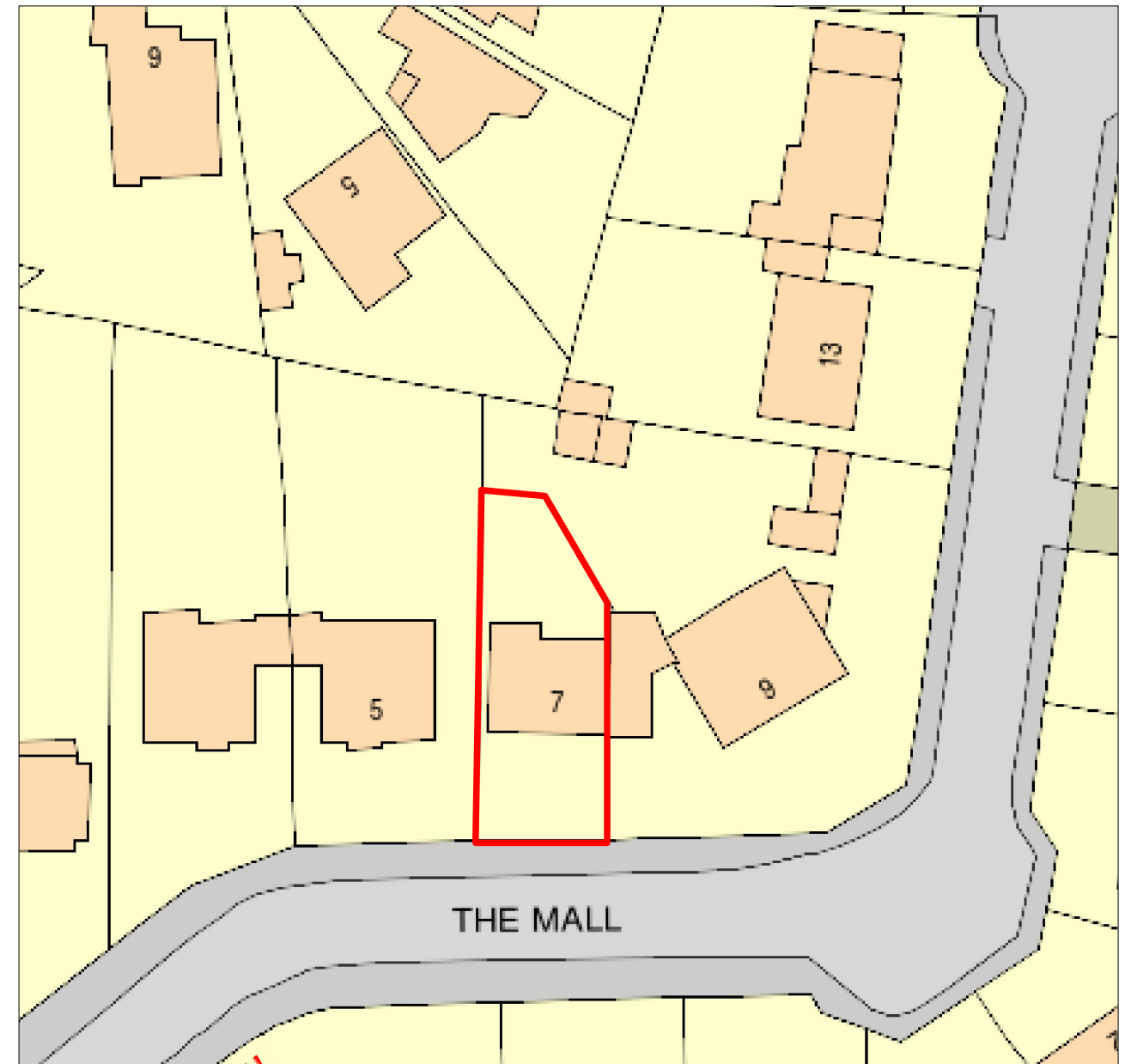
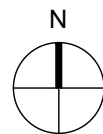

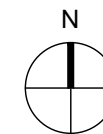



LOCATION PLAN  
SCALE 1:1250



SITE PLAN  
SCALE 1:500



Revision:

**General Notes:**

- The design and drawings remain the property of BLEDI CONSTRUCTION LTD. The client is licensed to use this design and documents on this site only, this license is non-transferable. Do not scale off these drawings, check dimensions on site and advise any discrepancies before commencing work.
- The contractor shall be responsible for the design and implementation of all temporary works, and the safety and stability of the new works and adjacent structures during construction.
- Information to be read in conjunction with structural Engineer and Mep Engineer package information.
- Where a product is specified to be obtained from a manufacturer or supplier, the contractor shall install the product in accordance with the instructions supplied by the manufacturer. Should there be any variation between the work specified on the drawings and the manufacturers instructions, the contractor shall refer the matter to the Architect for instruction before proceeding.

**Address:**

7 The Mall SW14 7EN

**Date:**

12/11/2024

**Scale:**

1:1250 & 1:500  
@ A3

**Title:**

Location and Site Plan

**No.**

1139 - 01 - 00

**Client:**

Jacquelyn & Mark Johnson

**Bledi Construction Ltd**

Registered in England 10848250  
VAT Reg 276146684  
+44(0)73 97 69 0780  
lerida@blediconstructionltd.co.uk  
www.blediconstructionltd.co.uk