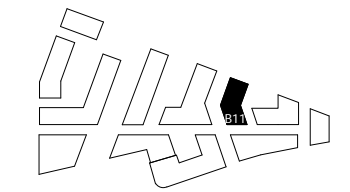
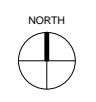





NOTES:  
DO NOT SCALE FROM THIS DRAWING. ALL DIMENSIONS TO BE CHECKED ON SITE. ALL OMISSIONS AND DISCREPANCIES TO BE REPORTED TO THE ARCHITECT IMMEDIATELY.

ALL RIGHTS RESERVED. THIS WORK IS COPYRIGHT AND CANNOT BE REPRODUCED OR COPIED OR MODIFIED IN ANY FORM OR BY ANY MEANS, GRAPHIC ELECTRONIC OR MECHANICAL, INCLUDING PHOTOCOPYING WITHOUT THE WRITTEN PERMISSION OF SQUIRE AND PARTNERS ARCHITECTS.



NOTE:  
 WHEELCHAIR ACCESSIBLE UNIT / CONVERTIBLE UNIT  
 WHEELCHAIR TURNING AREA



Revision description	Date	Check	Rev
PLANNING APPLICATION	12/02/18	BJ	-

## SQUIRE & PARTNERS

The Department Store  
248 Ferndale Road London SW9 8FR  
T: 020 7278 5555 F: 020 7239 0495

info@squireandpartners.com  
www.squireandpartners.com

Project  
**Stag Brewery**  
Richmond

Drawing  
**BUILDING 11 - PROPOSED SIXTH FLOOR PLAN**

Drawn	Date	Scale	@ A1
KH	16/01/18	1 : 100	@ A1
Job Number	Drawing number	Revision	
16019	C645_B11_P_06_001	-	